



FOLLOW OUR STEP BY STEP GUIDE TO RESELL YOUR MATCH TICKET



STEP 1: ENSURE YOU WANT TO TRANSFER YOUR TICKET.

Remember, once you sell your ticket back to the club, and the club sells your ticket, you can no longer attend the game – **ticket resale is not reversible.**

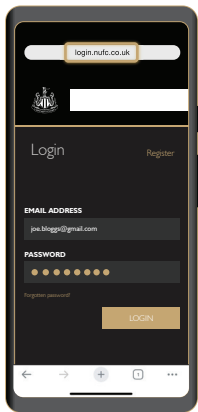
Any supporter selling their ticket on more than 10 occasions will flag a review of their account.

Disabled supporters and those seated in the family stand should contact the Box Office for assistance.



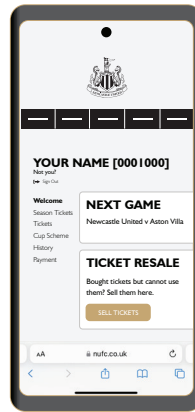
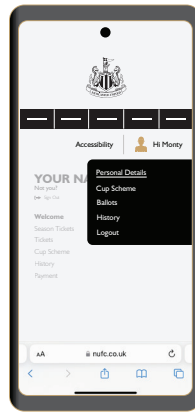
STEP 2: ENSURE TICKET FORWARDING IS AVAILABLE FOR THE FIXTURE.

Ticket resale will be available for home games three weeks prior to the game.



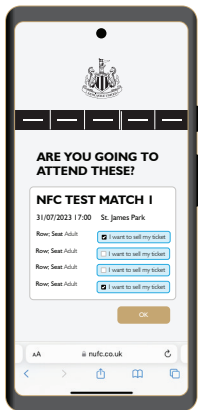
STEP 3: LOG IN TO YOUR ACCOUNT.

When ticket resale opens for the fixture you wish to transfer your ticket, log into your **book.nufc.co.uk** account.



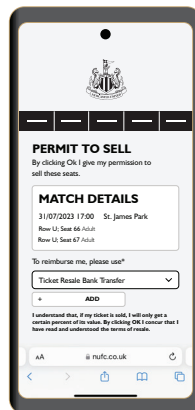
STEP 3: LOG IN TO YOUR ACCOUNT.

Click on your profile in the top right-hand corner (the gold silhouette) and select 'personal details' from the drop-down options then select the gold **'Sell Tickets'** button.



STEP 4: SELECT YOUR TICKET

Select the seat/s for the match/es you wish to sell your tickets for by ticking the 'I want to sell my ticket' box then click 'ok'.



STEP 5: CHECK YOUR TICKET INFO

Ticket resale is not reversible once the club sells your ticket – ensure all the details are correct on the 'Permit to Sell page' and select your re-imbursement method then click 'ok'.



YOU'RE ALL DONE

The club will now sell your ticket on your behalf. Confirmation of your request will be visible within the ticket resale platform. You will be able to cancel this request, until your ticket has been sold.

Once the club has successfully sold your seat, you are not able to cancel the resale request.